

**Preliminary
MSCD014RH**

● **FEATURES**

- * Halogen-free type
- * Compliance to RoHS product
- * Lead less chip form, no lead damage
- * Low power loss, High efficiency
- * High current capability, low IR
- * Plastic package has Underwriters Laboratory Flammability Classification 94V-0

● **APPLICATION**

- * Switching mode power supply applications
- * Portable equipment battery applications
- * High frequency rectification
- * DC / DC Converter
- * Telecommunication

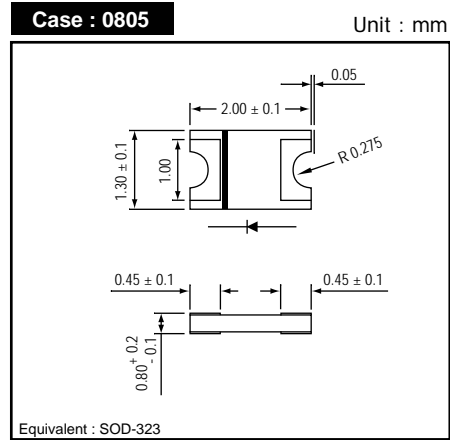
● **MECHANICAL DATA**

Case : Packed with FRP substrate and epoxy underfilled
Terminals : Pure Tin plated (Lead-Free), solderable per MIL-STD-750, Method 2026.
Polarity : Laser Cathode band marking
Weight : 0.005 gram

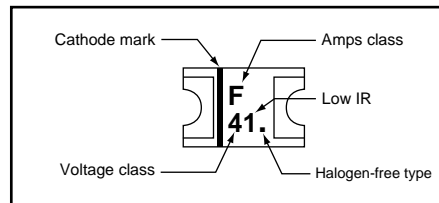
● **PACKING**

- * 3,000 pieces per 7" (178mm ± 2mm) reel
- * 5 reels per box
- * 6 boxes per carton

● **OUTLINE DIMENSIONS**



● **MARKING**



Absolute Maximum Ratings (Ta = 25 °C)

ITEM	Symbol	Conditions	Rating	Unit
			MSCD014RH	
Repetitive peak reverse voltage	VRRM		40	V
Average forward current	IF(AV)		100	mA
Peak forward surge current	IFSM	8.3ms single half sine-wave	0.5	A
Junction temperature	Tj		125	°C
Operating temperature range	Topr		-40 to +125	°C
Storage temperature range	TSTG		-40 to +125	°C

Electrical characteristics (Ta = 25 °C)

ITEM	Symbol	Conditions	Min.	Typ.	Max.	Unit
Forward voltage	VF	IF = 1mA	-	-	0.35	V
Repetitive peak reverse current	IRRM	VR = @ 30V , Ta = 25 °C	-	-	0.5	uA

FIG. 1 - TYPICAL FORWARD CURRENT DERATING CURVE

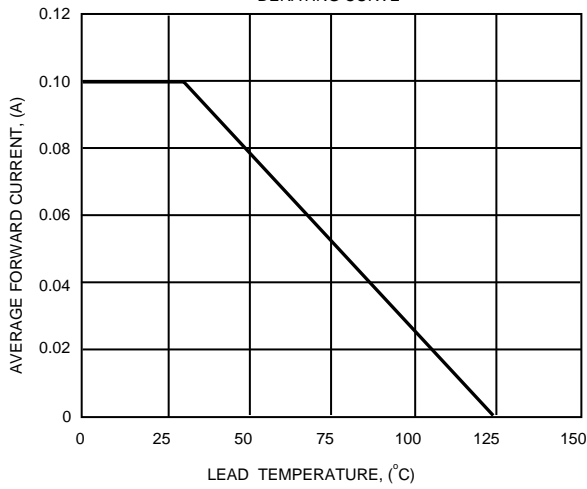


FIG. 2 - MAXIMUM NON-REPETITIVE PEAK FORWARD SURGE CURRENT

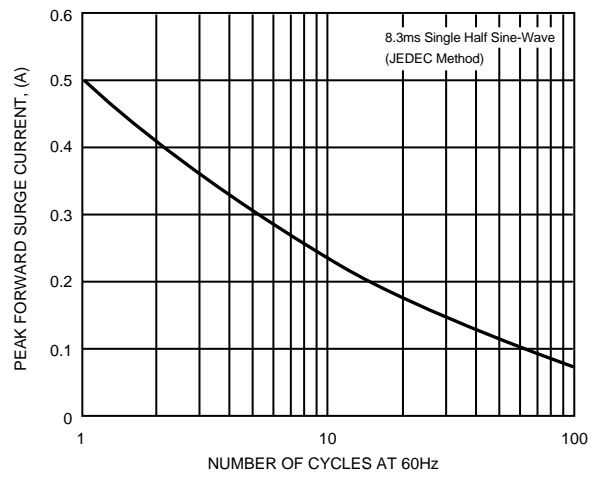


FIG. 3 - TYPICAL INSTANTANEOUS FORWARD CHARACTERISTICS

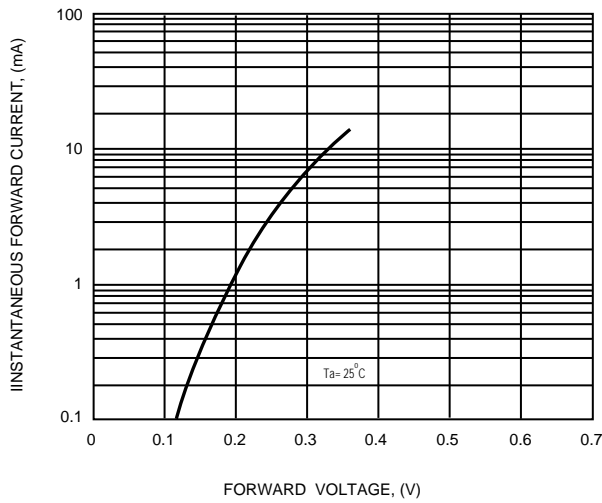


FIG. 4 - TYPICAL REVERSE CHARACTERISTICS

